



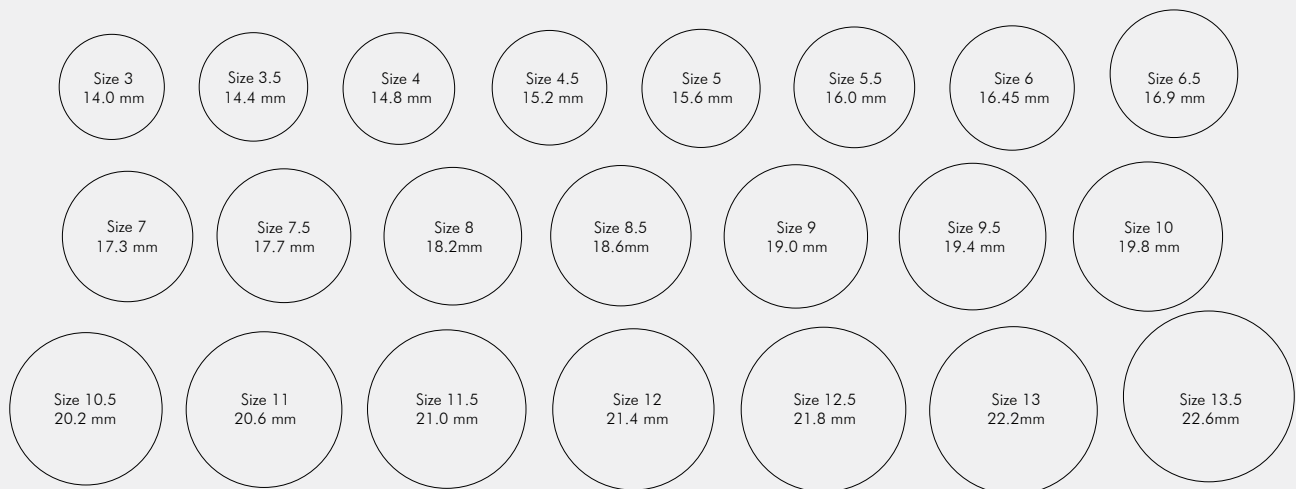
AN ARTISTIC EXPRESSION OF YOUR INDIVIDUALITY

- ▶ Please print out a copy of this size-guide. To ensure your print-out is to scale, measure the 2 inch bar below on your print-out. If on your print out the bar below does not measure 2 inches, you will need to adjust your printer settings.

CONFIRM PRINTED PAPER SIZE



1. SELECT ONE OF YOUR RINGS THAT CURRENTLY FITS THE FINGER FOR WHICH YOU ARE BUYING THE RING.
2. PLACE YOUR RING OVER THE APPROPRIATE RING SIZE ON THE GUIDE BELOW. SELECT THE SIZE THAT BEST ALIGNS THE INNER CIRCLE OF YOUR RING TO THE CIRCLE BELOW.
3. IF YOU ARE STILL NOT SURE ABOUT WHICH RING SIZE TO SELECT, PLEASE VISIT A LOCAL JEWELRY STORE TO HAVE YOUR FINGER SIZED.





AN ARTISTIC EXPRESSION OF YOUR INDIVIDUALITY

▶ NECKLACE SIZE GUIDE


▶ **COLLAR (12-13 INCHES)**

The Collar necklaces fits snugly around the bottom-half of the neck. This necklace style is a perfect match for V-necks blouses and strapless fashions.



▶ **COCKTAIL (20-24 INCHES)**

Longer than the princess necklace, a 20-24 inch cocktail necklace is the right choice for casual or professional attire.




▶ **CHOKER (14-16 INCHES)**

A 14-16 inch choker falls perfectly around the base of the neck. A choker-style necklace matches all outfits and most necklines. This is an elegant and classical look.



▶ **GALA (28-34 INCHES)**

Ranging from 28-34 inches, wear the Gala style as a single or double strand. This style is versatile and quickly helps you transition from a day to an evening look.



▶ **PRINCESS (17-19 INCHES)**

The princess necklace length is the most popular, resting just between the neck bone. Typically 17-19 inches long, you can wear the princess length as a contrast to low, plunging necklines or with business suits. This necklace length is the most appropriate if you want to display a pendant.

